



Automation beyond Testing and Embedded System Validation

Embedded Linux Conference Europe
Jan Lübke <j.luebke@pengutronix.de>

Slide 1 - <http://www.pengutronix.de> - 2017-10-23



Some Background

- Embedded Linux integration and development for custom hardware
 - Using Linux mainline, mesa, wayland, gstreamer, Qt, chromium, ...
- ⇒ Everything changes all the time
- ⇒ Updates break user-visible features

Kernel and application level testing
“solved” with Jenkins & LAVA

A Short Survey

- Who has developed embedded Linux systems?
 - ... rolled out a major base-system update?
 - ... updates the base-system at least once a year?
- Who has automated tests for:
 - The application?
 - ... and the kernel (-drivers)?
 - ... and the update installer?
 - ... and the rollback mechanism?
- What do you use (in-house, Jenkins, LAVA, ...)?

Current State

- Test automation:
 - LAVA, Fuego, autotest, avocado, TI VATF, U-Boot test tool, CI-RT R4D, Baylibre Lab in a Box, ...
- Development automation:
 - scripting via SSH
 - expect
- Production automation:
 - flash images via robot
 - SoC-vendor-sepecific tools (running on windows)
 - ad-hoc scripting

Our Wishlist

- Short turnaround times for interactive use during development
- Support reuse for other use cases
- Use the same board for devel and CI
- Complex state transitions (BL → Linux → update & reboot → BL → new Linux)
- Library interface (for use-cases besides testing)
- Control of additional interfaces (SD, buttons, boot mode, logic analyzer, USB, ...)
 - supported by TI's VATF for some special cases
- Multiple targets in one test case
 - supported by LAVA

NIH Syndrome?

- All tools are shaped by requirements
- Our use-cases != your use-cases

LAVA - Linaro Automated Validation Architecture

- Used by Linaro, Kernel CI and many others
- lavapdu daemon



- ✓ good web-interface with useful logs
- ✓ automatic health checks
- ✗ boards must be dedicated to LAVA
- ✗ long turn-around times

see “Introducing the Lab in a Box Concept” tomorrow (<http://sched.co/ByYM>)

Fuego

- Used by LF CE WG, LTSI (Long Term Support Initiative), AGL, CIP
 - Consists of Jenkins + Scripts + Tests (in Docker)
-
- ✗ builds test and deploys test binaries
 - ✗ hard to setup on an existing Jenkins instance

U-Boot “pytest suite”

- Lives in u-boot/test/py
- Helper functions to build and control U-Boot
- ✓ expressive test cases using pytest
- ✗ only for U-Boot (with build support)
- ✗ no library interface or target abstraction

CI-RT R4D

- Power & serial control
 - Implemented as libvirt backend
-
- ✓ embedded boards controlled similar to VMs
 - ✓ easy to use from Jenkins
 - ✗ libvirt interface does not fit more complex use cases
 - ✗ difficult to synchronize multi node tests
 - ✗ needs custom code for interfaces besides power and serial

see “CI: Jenkins, libvirt and Real Hardware” (<http://sched.co/ByYA>)

Heiko Schocher's tbot

- Python tool to control boards and execute test cases
 - ✓ access to remote boards via SSH
 - ✓ flexible event collection for reporting
 - ✗ patch and build support
 - ✗ plain python code for testcases (instead of pytest)

Project Specific Tools

- Autotest fork by Google for Chromium OS
 - Avocado (another Autotest fork) for libvirt testing
 - TI's VATF
-
- ✗ directly contain the testsuites
 - ✗ very focused on special requirements
 - ✗ only for testing

Shortcomings

- Large overhead for running and writing a single test
⇒ painful to use during iterative development
- Limited control over the target from the individual test
 - no reboots during test case
 - no easy control over additional IO (buttons, config switches, USB, ...)
- Hard to reuse for other use-cases and one-off tools
 - git bisect
 - ...

Goals

- Make automation useful during normal iterative development
 - Upload bootloader via USB
 - Control distributed equipment
 - Easy test loops
- Support the same tests and tools from a CI environment
- Make it easy to extend and embed
- Connect/automate existing tools (LTP, ...)

Try ~~Something Else~~ Less

- no integrated build system (unlike Fuego)
 - use OE/PTXdist/buildroot instead
- no integrated test runner (unlike LAVA, autotest, many others)
 - use pytest and/or custom scripts
- no scheduler (unlike LAVA, Fuego)
 - use Jenkins instead or use from shell
- no fixed boot process (all? others)
 - full control from client code
- library interface ⇒ not only for testing

HW/SW Control as a Library

- Embedded system testing should feel like pure SW testing
- Don't handle control-flow
- Client code should be high-level
 - Similar to what I would tell a colleague to do

Labgrid - Architecture

Protocol

CommandProtocol

Driver

Bootloader
Driver

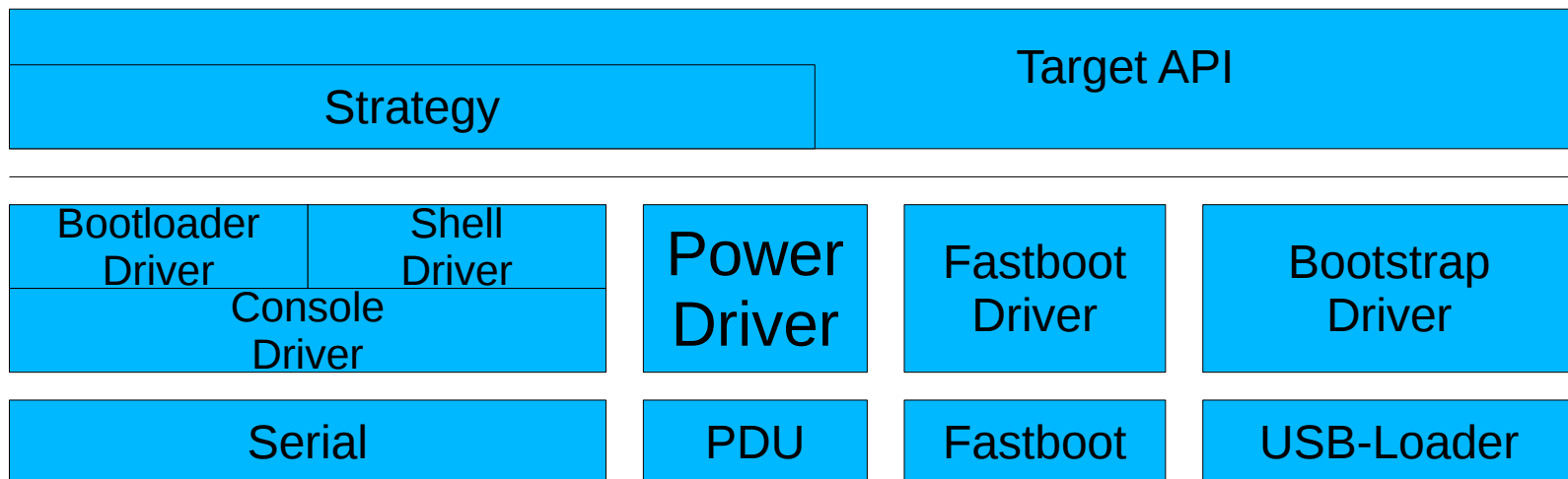
Shell
Driver

Console
Driver

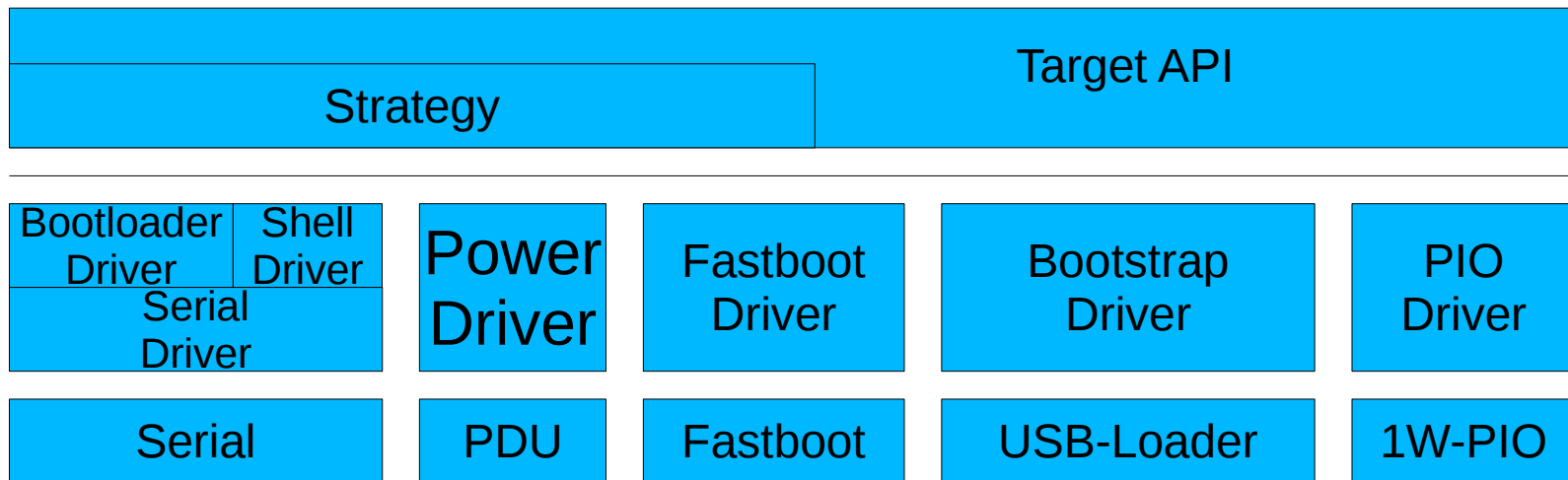
Resource

Serial

Architecture – Targets



Architecture - Flexibility



Labgrid - Configuration

- YAML
- Describes Targets with
 - Resources
 - Drivers
- HW/SW-Specific parameters
- The “Environment”

```
targets:
  main:
    resources:
      RawSerialPort:
        port: "/dev/ttyUSB0"
    drivers:
      ManualPowerDriver:
        name: "example"
      SerialDriver: {}
      BareboxDriver:
        prompt: 'barebox@[^:]+:[^ ]+ '
      ShellDriver:
        prompt: 'root@\\w+: [^ ]+ '
        login_prompt: ' login: '
        username: 'root'
      BareboxStrategy: {}
```



Labgrid - pytest

- Test execution, selection and reporting is provided by pytest
- Fixtures provide access at different levels (command, strategy, target, env)
- pytest (and Python libs) make it easy to prepare test data and analyze results
- Easy to integrate in Jenkins

```
def test_hwclock_rate(command):  
    """Test that the hardware clock rate is not too inaccurate."""  
    result = command.run_check('hwclock -c | head -n 3')  
    hw_time, sys_time, freq_offset_ppm, tick = result[-1].strip().split()  
    assert abs(int(freq_offset_ppm)) < 1000
```



Test Result

9 failures (+4) , 15 skipped (±0)

207 tests (+6)

[Took 10 min.](#)

 [add description](#)

All Failed Tests

Test Name	Duration	Age
+ tests.test_userspace_services.test_wifi_regulatory_domain	2 sec	1
+ tests.test_userspace_services.test_ubihealthd	3.1 sec	1
+ tests.test_userspace_services.test_barebox_healthd	2.1 sec	1
+ tests.test_userspace_services.test_rfkill	16 sec	1
+ tests.test_linux_interfaces.test_network_interfaces	2 sec	2
+ tests.test_linux_interfaces.test_bluetooth_interfaces	1.9 sec	2
+ tests.test_linux_interfaces.test_loaded_modules	2 sec	2
+ tests.test_linux_ecryptfs.test_linux_ecryptfs_dep	4.1 sec	35
+ tests.test_linux_nvmem.test_linux_nvmem_nvstore	20 sec	108

All Tests

Package	Duration	Fail (diff)	Skip (diff)	Pass (diff)	Total (diff)
tests	10 min	9 +4	15	183 +2	207 +6



Pipeline jlu/rauc/status-file

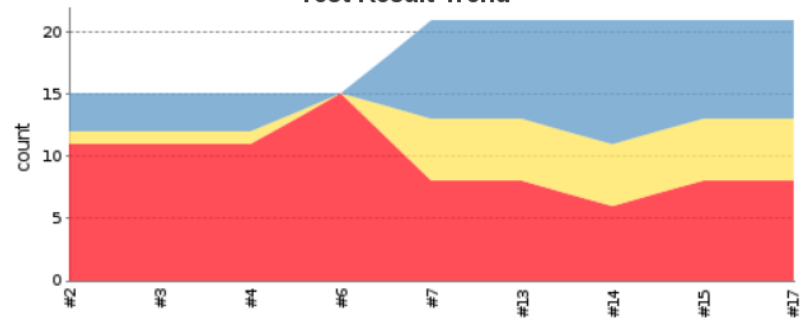
Full project name: integration-tests/combined/jlu%2Fraulc%2Fstatus-file



[Recent Changes](#)

Stage View

Test Result Trend



(just show failures) [enlarge](#)

		Declarative: Checkout SCM	SCM	Build ptxdist	Prepare	Build BSP	Test (pytest- barebox)	Test (pytest- shell)	Test (pytest- rauc)	Test (reason)
Average stage times:		18s	4min 42s	20s	24s	17min 23s	6s	43s	59s	45s
#17	Oct 17 17:37 1 commits	2s	11s	18s	32s	23min 49s	6s	1min 38s	2min 12s	2min 4s
#16	Oct 17 12:07 5 commits	31s	1min 15s	33s	37s failed	310ms	81ms	70ms	315ms	207ms
#15	Oct 13 1 commit	981ms	34s	11s	15s	38min 4s	7s	1min 23s	2min 5s	1min 36s



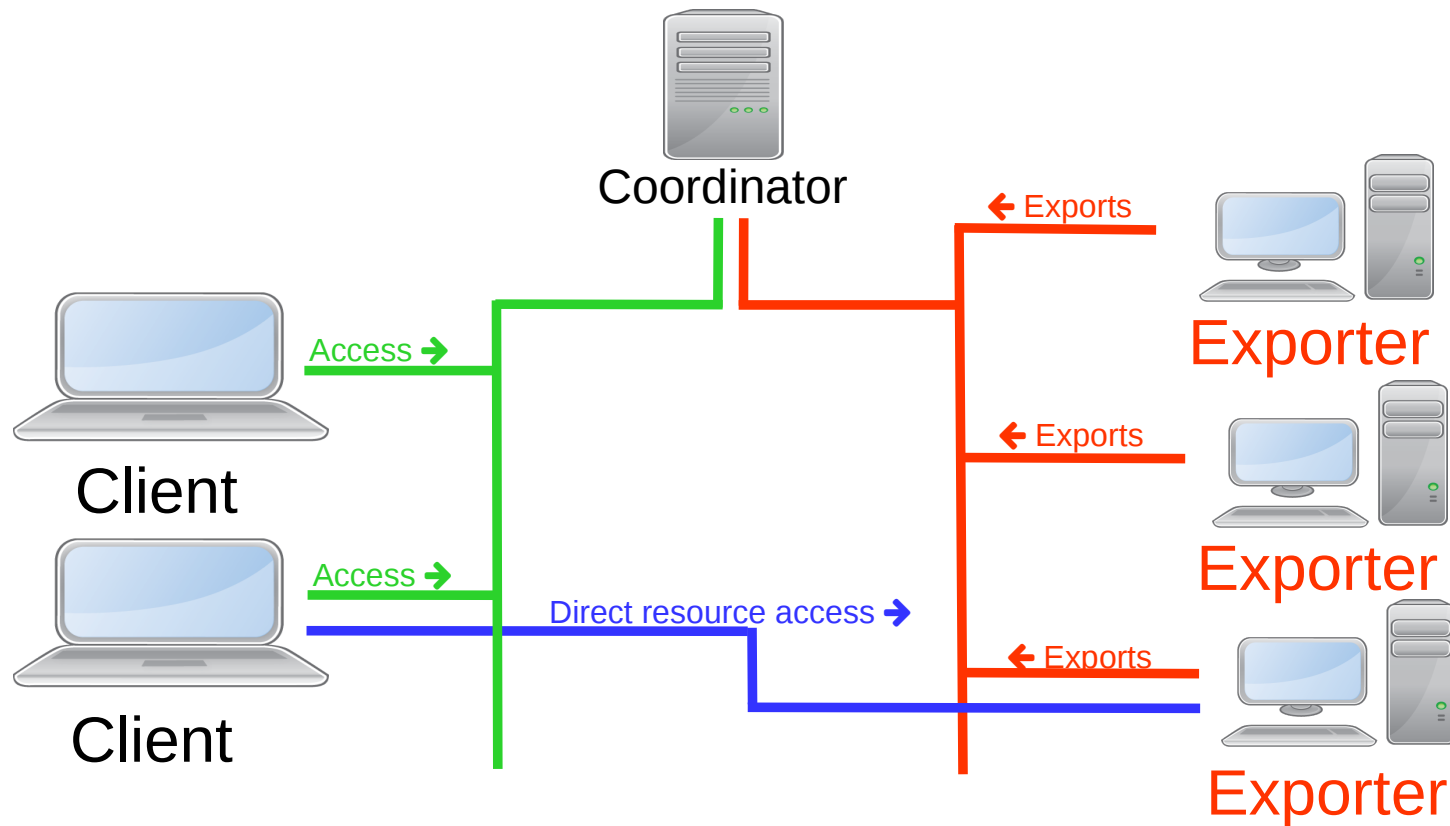
Labgrid - CLI

- Configure boards from distributed resources (“board farms”/“labs”)
- Control power, serial, buttons, fastboot, bootloader upload
- Lock/unlock boards
- Use labgrid strategies
- Usable from shells scripts, CI or other automation (such as LAVA)

```
labgrid-client -p riot1 lock
labgrid-client -p riot1 io high bootmode
labgrid-client -p riot1 pw on
labgrid-client -p riot1 bootstrap ../bootload.img
labgrid-client -p riot1 fastboot boot ../kernel.img
labgrid-cleint -p riot1 console
```



Labgrid – Remote Control



Labgrid - Scripting

- Example: Sometimes a ethernet interface discards frames instead of sending them in ~1% of boots.
- Loop until error occurs
- Manual investigation after script exits

```
def check_port(eth):
    command = target[ShellDriver]
    _, _, _ = command.run('arping -I {} 1.2.3.4 -c1'.format(eth))
    stdout, _, ret = command.run('ethtool -S {}'.format(eth))
    if ret:
        return False
    for line in stdout:
        ... parsing ...
        if k == 'good_frames_sent':
            if int(v) == 0:
                return False
    return True

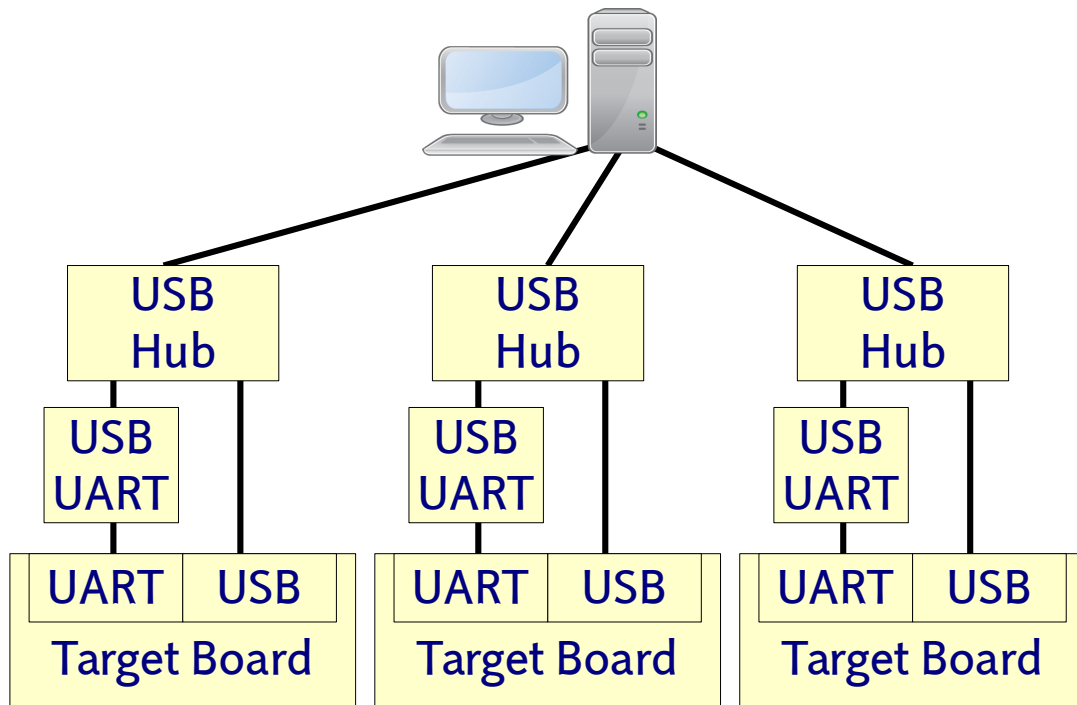
def run_test(target):
    strategy = target[MyBareboxStrategy]
    strategy.transition('off')
    strategy.transition('shell')

    if not check_port('eth0'):
        return False
    if not check_port('eth2'):
        return False
    return True

env = Environment('myboard.yaml')
target = env.get_target()
for i in range(1000):
    if not run_test(target):
        break
```

Labgrid - Autoinstaller

- Each host manages several flashing stations
- Uses USB tree topology for configuration



<https://github.com/labgrid-project/labgrid/blob/master/labgrid/autoinstall/main.py>



Demo



Currently Working

- Remotly control boards in lab from CLI (console, power, BL upload, fastboot)
- Run pytest against local and remote boards
- Run tests from Jenkins and collect results via Junit-XML
- Ad-Hoc automation: git bisect, reproducing sporadic errors
- Automatic factory installation via USB directly from built BSPw
- Used as a backend for internal QA tools

Next Steps


- Remote target reservation (for use with Jenkins CI)
- Automatic integration tests for RAUC with QEmu in Jenkins
- Improved logging and reports
- Driver priorities (use ResetProtocol instead of PowerProtocol when available)
- Driver preemption (handle unexpected state changes)

Getting Started

- Wait for 0.2.0 release or git clone master
- Setup in Python venv
- Connect board
- Copy and modify one of the examples
- If it breaks: talk to us! ;-)

https://labgrid.readthedocs.io/en/latest/getting_started.html

Discussion



jlu@pengutronix.de, @shoragan, +JanLübbe-jlu